

GROWMARK, INC.

INSPECTION START DATE:

4/27/15

PRESSURE VESSEL TEST AND INSPECTION REPORT - MC330/331 TRANSPORT

OWNER'S SERIAL NO. (UNIT No.#) 8513	Cargo Tank Mfg. SUPERIOR	Cargo Tank Mfg. Serial# NB2371	FUNCTION PERFORMED	
OWNER HEARTLAND COOP	Cargo Tank Mfg. Date 1964	MC # 331	MAWP 265	Capacity (Gal.) 10,500
ADDRESS & PHONE NO PO BOX A CARSIAL, IA. 50047 (515) 266-4215	<input type="checkbox"/> Lined <input checked="" type="checkbox"/> Y QT	Upper coupler inspection <input type="checkbox"/> Inspected in place <input type="checkbox"/> Removed & reinstall <input type="checkbox"/> Replaced		
Delivery hose/piping system Inspection Hose Test Date: _____	<input type="checkbox"/> Insulated <input type="checkbox"/> NQT	Minimum Thickness (Inches) Head N/A Shell top N/A Shell side N/A Shell bottom N/A		
Delivery Hose ID Nos. # _____	Passive/Off-Truck Remote <input type="checkbox"/> MSA <input type="checkbox"/> Base <input checked="" type="checkbox"/> Other SMART HOSE	Thickness Test (T) <input type="checkbox"/> Welded Repair ASME/National Board # _____		
Delivery hose/piping system Inspection Delivery Hose: <input type="checkbox"/> Pass <input type="checkbox"/> Fail	DCE CT# _____			

LISTING OF ITEMS TESTED OR INSPECTED						
ITEM	ITEM	SELF CLOSING PRESSURE RELIEF DEVICE (PRD)				
Tank Shell	Remote closure devices	<input type="checkbox"/> Removed	<input checked="" type="checkbox"/> Inspected	<input type="checkbox"/> Tested	<input type="checkbox"/> Replaced	
Tank Heads	Suspension system					
Head-to-Shell Seam	Attachments					
Valves	Connecting structures	PRD Position	1	2	3	4
Piping	Corroded or abraded	Set				
Gaskets	Areas	Pressure	265	265		
Manhole Covers	Distortions	Pressure when				
Manhole Gaskets	Dents	Open				
Devices for tightening	Welds	Reseat				
Manhole	Specification Plate	Pressure				
Self-closing stop	Nuts and bolts	Disposition:				
Valves	Placards	Reinstall	<input type="checkbox"/>	<input type="checkbox"/>	<input type="checkbox"/>	<input type="checkbox"/>
Excess flow valves	Upper Coupler	Replace	<input type="checkbox"/>	<input type="checkbox"/>	<input type="checkbox"/>	<input type="checkbox"/>
		Repair	<input type="checkbox"/>	<input type="checkbox"/>	<input type="checkbox"/>	<input type="checkbox"/>

Manway <input checked="" type="checkbox"/> Yes <input type="checkbox"/> No		
Number of PRD's 2		
Test Type		
PSI	Leakage	Pressure
Hold		
Time		
ID		
Fluid		
DEFECTS OR DAMAGE: <input checked="" type="checkbox"/> Yes <input type="checkbox"/> NO		

DEFECTS DISCOVERED

CRACKS IN FLUSH PATCHES IN
REAR HEAD
RIGHT SIDE TOP OF REAR SHELL
TOP OF SHELL IN CENTER

METHOD OF REPAIRS

FAILED REPORT UNIT NOT REPAIRED

This Unit has hauled: ☒ Any other material that may cause stress corrosion cracking. ☒ Dedicated Services: Identify - NH3

Cargo Tank ☐ Meets D.O.T. specifications identified in this report ☒ Fails to meet D.O.T. Specifications identified in this report.

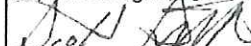
Inspection performed at (address)

GROWMARK INC
2500 SE 43RD ST
DES MOINES IOWA 50317

Inspector's Name

SCOTT SMITH

Inspector's Signature



Inspection Completion Date

5/11/15

CT Number#

CT 8190

I received a copy of this report

Date

5-13-15

Owner or representative

SECTION ONE: CARRIER / OWNER IDENTIFICATION

SECTION TWO: DOT NAMEPLATE and ASME INFORMATION

SECTION THREE: INSPECTION AND REPAIR INFORMATION

SIGNATURE

DATE _____

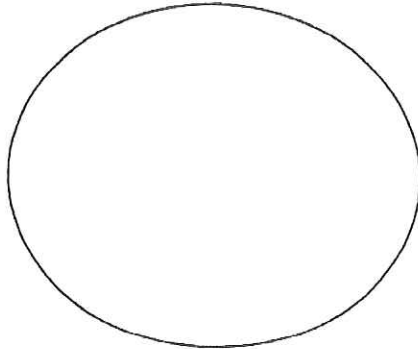
Heartland Coop 8513

**INSPECTION & REPAIR REPORT FORM FOR MC-330, 331 CARGO TANKS
INSPECTED BY THE SET FLUORESCENT MAGNETIC PARTICLE METHOD**

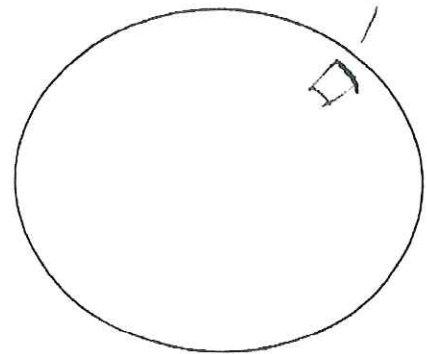
Page 2

Location of Defects - Sketch and Instructions

FRONT HEAD

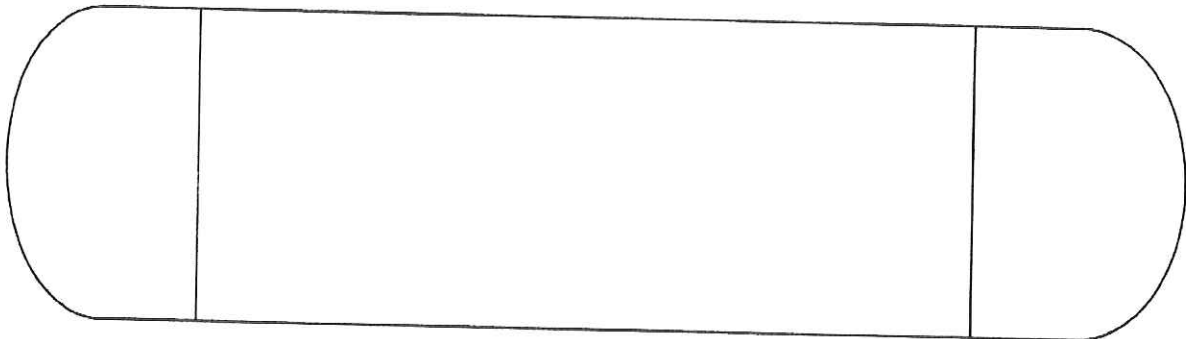


REAR HEAD




Cracks in
Flush Patch

LEFT SIDE



RIGHT SIDE



Cracks in Flush Patches

Instructions.
